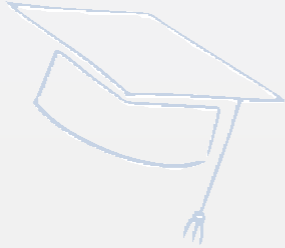


05:30 PM

15/05/2024



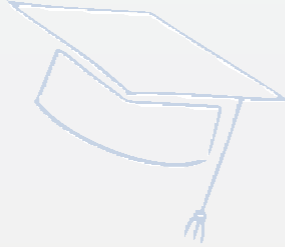
**Goa Board of Secondary and
Higher Secondary Education**



Welcome

Press Conference On Analysis Of SSC April 2024 Result

Wishing all the candidates very best for the result of
SSC April 2024 Exam and in their future endeavor.



**Goa Board of Secondary and
Higher Secondary Education**



Result Analysis Of SSC April 2024 EXAMINATION

The result will be available on the following sites:

results.gbshsegoa.net

**Enter Seat number,
School code and
Registration Id**

**Above details are
available on Hall
Ticket**

GBSHSE SSC RESULT - 2024



Seat No

SEAT NUMBER

School Index

SCHOOL INDEX e.g. : 01.10

Registration Id

Captcha

I'm not a robot





reCAPTCHA
Privacy - Terms

Get Result



The examination was
conducted at **31**
Examination centres

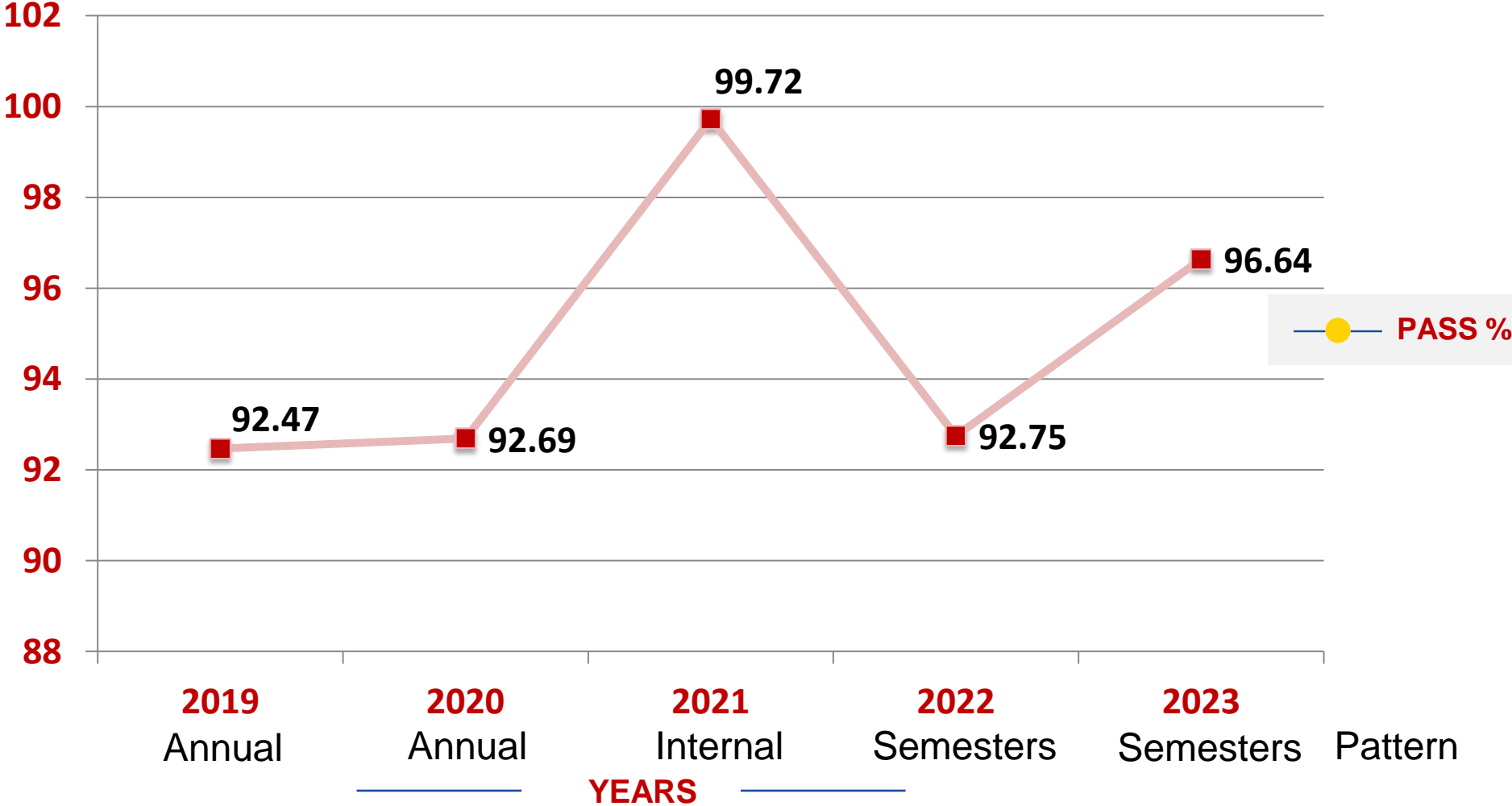


- 
- **The Examination was conducted by GBSHSE, Porvorim from 01/04/2024 to 24/04/2024.**
 - **The consolidated result sheet will be available to download from the school login [https//service1.gbshse.in](https://service1.gbshse.in) on 17/05/2024 from 02.00 p.m. onwards.**
 - **SSC results will be available on <http://results.gbshsegoa.net/#/> and also on Digilocker Portal, Government of India.**
 - **The result booklet will be available on official website of this Board.**
 - **The same may be downloaded by the schools for official purpose from official website of the Board (www.gbshse.in)**
- 

SSC RESULT FOR LAST FIVE YEARS

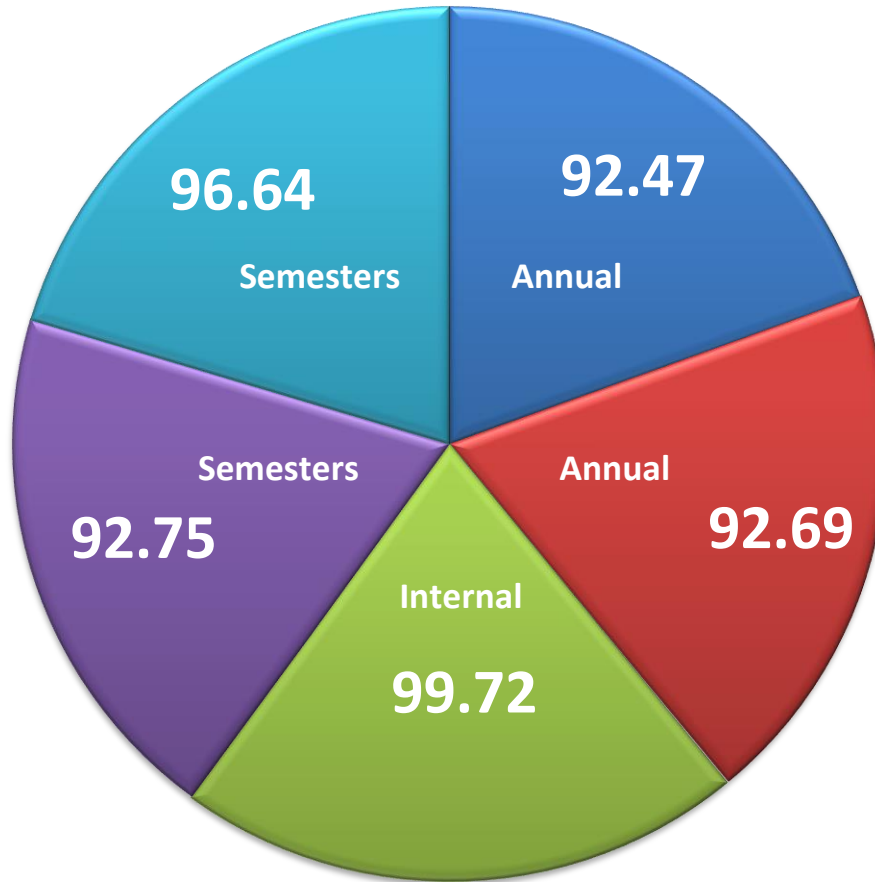
2019	2020	2021
92.47 %	92.69 %	99.72 %
2022	2023	
92.75 %	96.64 %	

Pass Percentage for Last 5 Years





Pass Percentage for Last 5 Years



- 2019
- 2020
- 2021
- 2022
- 2023



SSC APRIL 2024 ANNUAL EXAMINATION RESULT

Appeared (Regular)	18914
Passed	17473
Pass Percentage	92.38%



SSC APRIL 2024 EXAMINATION RESULT

No of Schools	408 Aided - - - - - 319 Unaided- - - - - 11 Government - - 78
Registered Candidates	19557
Withdrawal	24



RESULT OF SSC APRIL 2024 AT A GLANCE (GENDER-WISE)

	Appeared	Passed	Reserved	Pass %
Boys	9318	8555	38	91.80%
Girls	9596	8918	59	92.93%
Total	18914	17473	97	92.38%

Result is placed in Reserve category due to non compliance of
Internal Assessment marks | Practical Marks | Change in subject

PRIVATE/ITI/REPEATER CANDIDATES

	Appeared	Passed	Reserved	Pass %
Repeater Exempted	232	82	0	35.34%
ITI (Fresher)	10	4	2	40.00%
Repeater Whole	10	1	2	10.00%
Private (Fresher)	360	36	145	10.00%

- Private and ITI Candidates are covered under internal assessment scheme.
- ITI Scheme is Notified in the Official Gazette, dated 26/01/2017 (GBSHSE/Acad/ITI/2016/192)
- **Criteria for Equivalence of SSC Certificate for non-SSC candidates of this Board:**
Eligibility: Minimum 2 years ITI Course in any Trade.
Equivalence Criteria: Candidate has to appear and pass in 2 Subjects (One subject is English I and the Second subject is other language) at SSC Examination of this Board
- **The objective of this scheme is to facilitate the individuals to pursue Higher Education and Employment in Government or Private Sectors.**

DIVYANG CANDIDATES

Appeared	Passed	Pass Percentage
464	407	87.72%

- **Total number of schools sponsoring Divyang Candidates : 104**
- **Total number of special schools : 4**
- **Educational facilities granted to them:**
 - 50% concession in Examination fees.
 - Separate paper considering their special ability
 - Extra time
 - Special seating arrangement preferably on the ground floor
 - Nearest examination Centre
 - Reader/writer
 - Enlarged print of question paper
 - Allowed to drop Second Language and take subjects like painting, cookery, data processing, DTP, astronomy etc
 - Computer based examination for Visually Impaired Candidates.

SPECIAL SCHOOL RESULTS

School Index	School Name	Appeared	Passed	Result
01.56	Sanjay Centre For Special Education, Porvorim	31	31	100%
11.39	St. Xavier Academy, Old Goa	23	23	100%
06.43	Lokvishwas Pratishthan's Virani Isani High School For Hearing Impaired Children, Dhavli, Ponda	4	2	50%
06.47	Lokvishwas Pratishthan's I.J Virani And N.I Virani School & Home For Visually Impaired Children, Dhavli, Ponda	5	3	60%

PERCENTAGE OF THE CANDIDATES IN FOLLOWING RANGE

Percentage Range	Number of Candidates
46 – 59	5348
60 – 74	6317
75 -100	3809

SOCIAL CATEGORY-WISE SSC RESULT OF APRIL 2024

	General	OBC	SC	ST	TOTAL
Appeared (Regular)	13603	2920	382	2009	18914
Passed (Regular)	12470	2764	344	1895	17473
Needs Improvement	377	45	12	42	476
ATKT	687	101	21	60	869
Reserved	69	10	6	12	97
Pass Percentage	91.67%	94.66%	90.05%	94.33%	92.38%

Facility of ATKT (allowed to keep terms) in class XI for those candidates who are placed in needs improvement in one or two subjects

Social category	No of candidates
General	687
OBC	101
SC	21
ST	60
TOTAL	869

- **ATKT (Allowed To Keep Terms) in Class XI**
 - **869** candidates (regular fresh) placed in ATKT category.
 - Candidate has to pass Class X to declare their result of Class XI

TALUKAWISE ENROLLMENT OF CANDIDATES AND RESULT

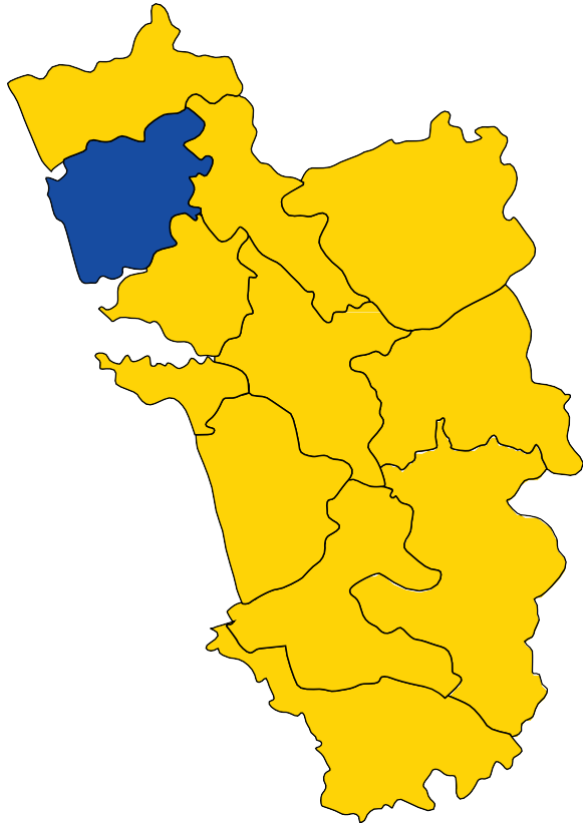
Taluka	Aided	UnAided	Government	Enrollment of candidates (regular)	Passed	Pass %
Bardez	54	2	3	3321	3027	91.15%
Bicholim	18	0	11	1213	1129	93.08%
Canacona	13	0	6	663	630	95.02%
Dharbandora	9	0	2	324	283	87.35%
Kepem	12	2	7	1019	918	90.09%
Mormugao	27	1	7	1663	1511	90.86%
Pernem	27	1	6	922	869	94.25%
Ponda	44	2	7	2285	2155	94.31%
Salcette	62	2	4	3982	3736	93.82%
Sanguem	6	0	6	404	362	89.60%
Sattari	8	0	14	718	654	91.09%
Tiswadi	39	1	5	2400	2199	91.58%
TOTAL	319	11	78	18914	17473	92.38%



TALUKA-WISE PASS PERCENTAGE



Bardez

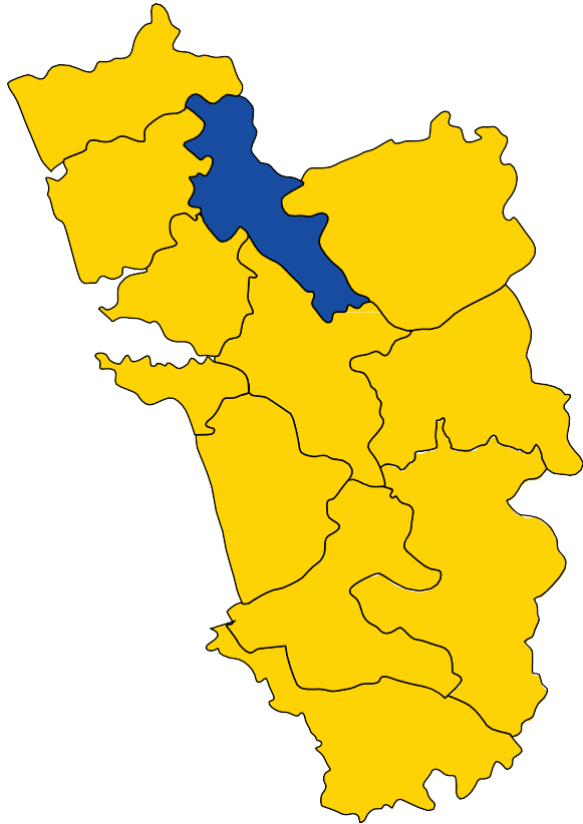


Aided	UnAided	Government
54	2	3

Enrollment of candidates (regular)	Passed
3321	3027

Pass Percentage
91.15%

Bicholim

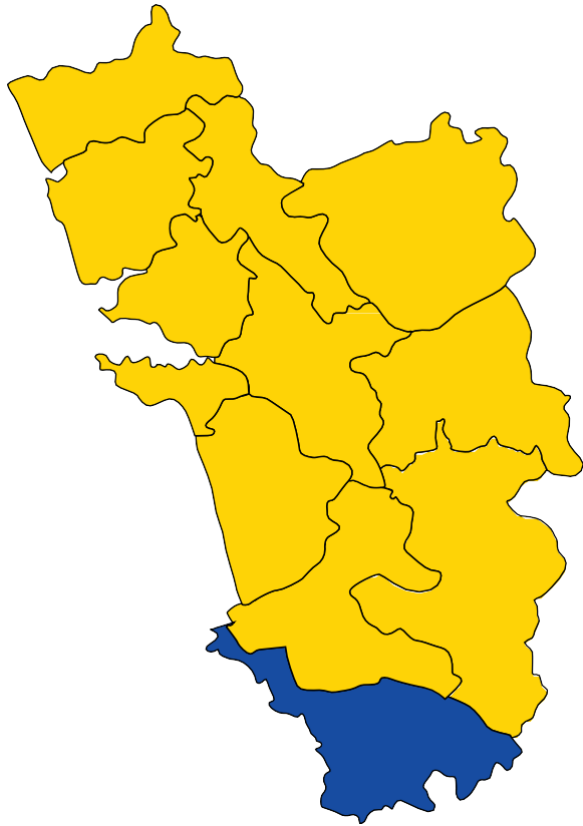


Aided	UnAided	Government
18	0	11

Enrollment of candidates (regular)	Passed
1213	1129

Pass Percentage
93.08%

Canacona



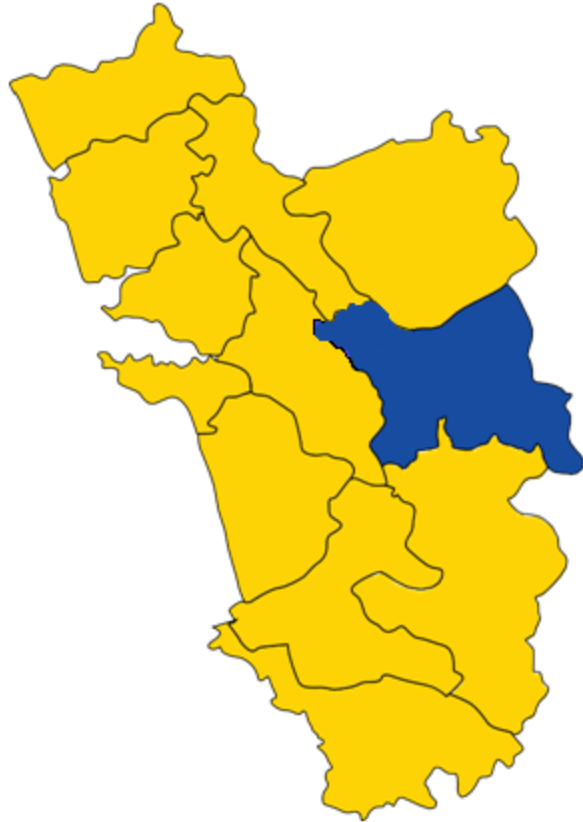
Aided	UnAided	Government
13	0	6

Enrollment of candidates (regular)	Passed
663	630

Pass Percentage
95.02%



Dharbandora



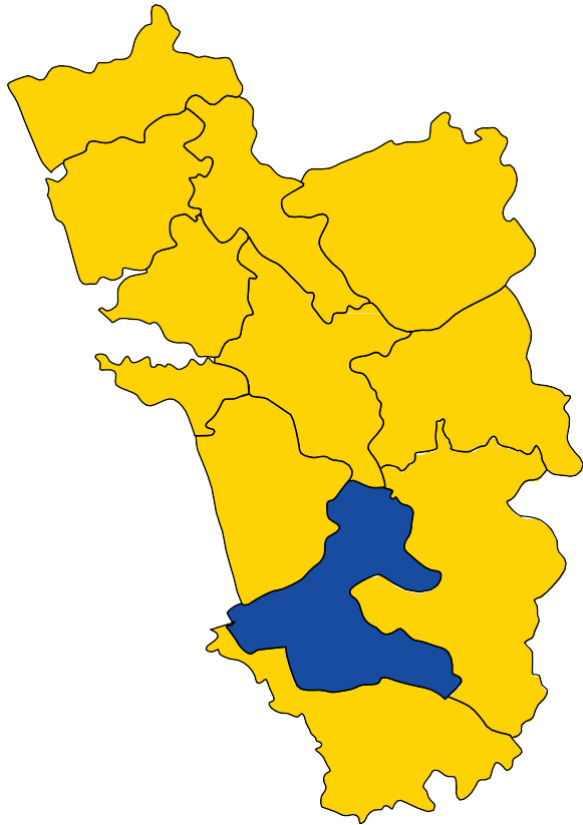
Aided	UnAided	Government
9	0	2

Enrollment of candidates (regular)	Passed
324	283

Pass Percentage
87.35%



Kepem

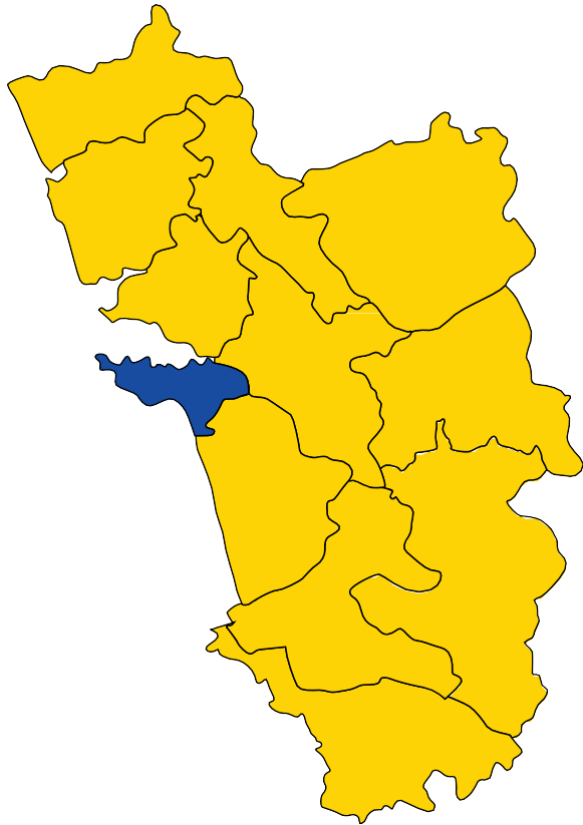


Aided	UnAided	Government
12	2	7

Enrollment of candidates (regular)	Passed
1019	918

Pass Percentage
90.09%

Mormugao

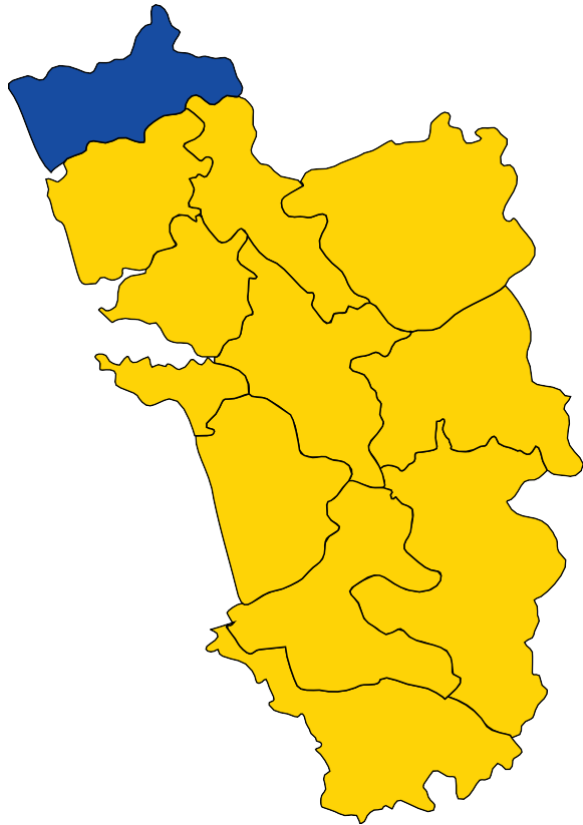


Aided	UnAided	Government
27	1	7

Enrollment of candidates (regular)	Passed
1663	1511

Pass Percentage
90.86%

Pernem

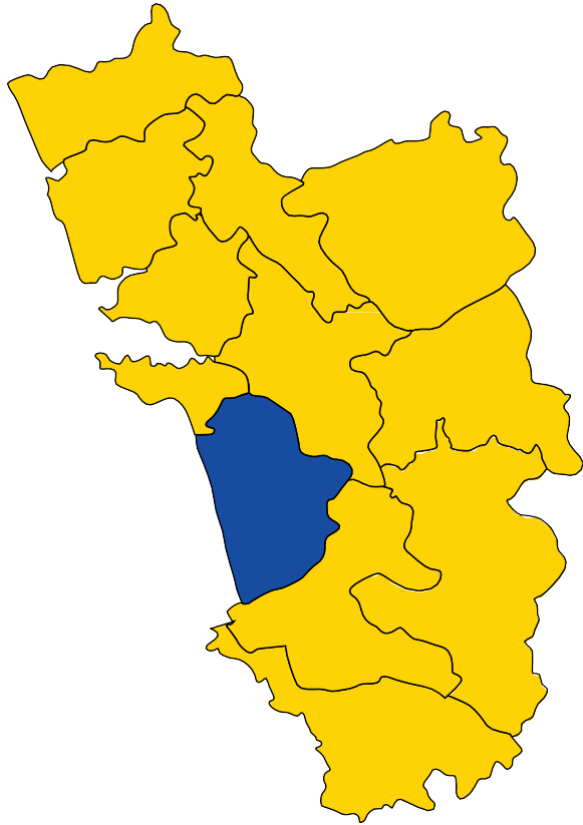


Aided	UnAided	Government
27	1	6

Enrollment of candidates (regular)	Passed
922	869

Pass Percentage
94.25%

Salcette

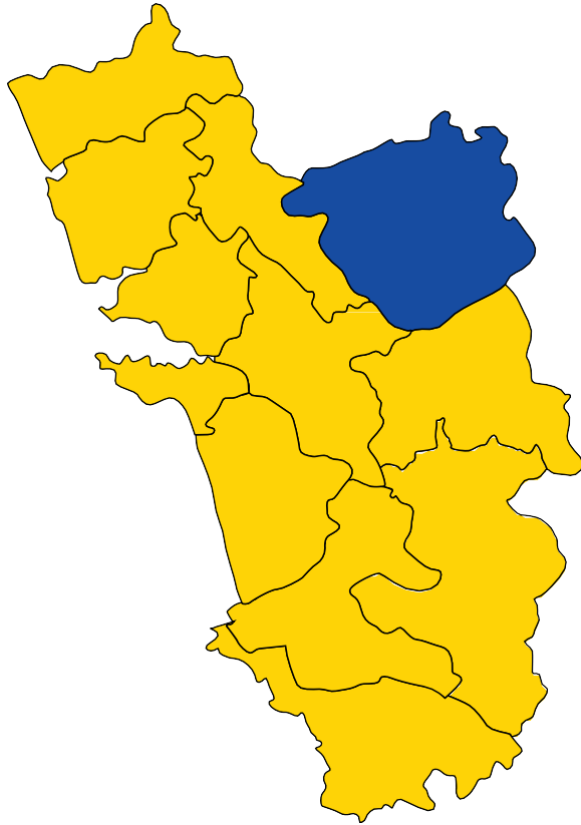


Aided	UnAided	Government
62	2	4

Enrollment of candidates (regular)	Passed
3982	3736

Pass Percentage
93.82%

Sattari

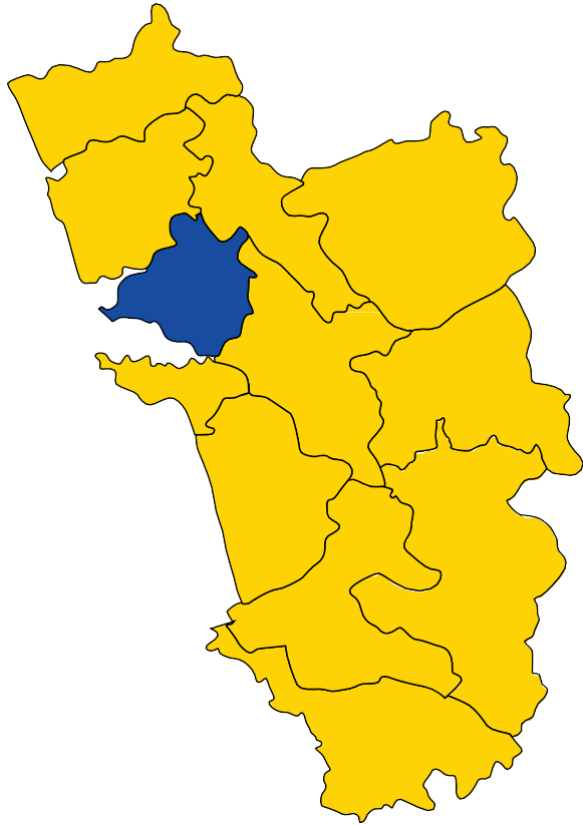


Aided	UnAided	Government
8	0	14

Enrollment of candidates (regular)	Passed
718	654

Pass Percentage
91.09%

Tiswadi

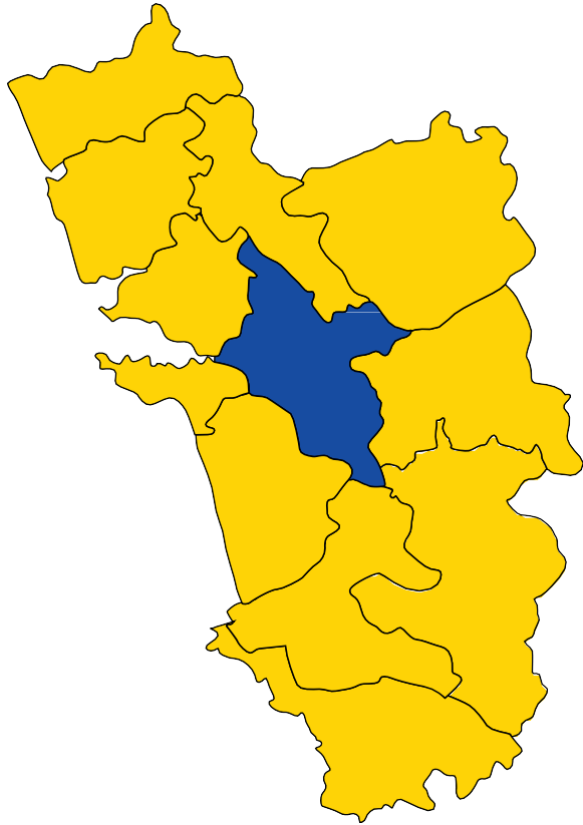


Aided	UnAided	Government
39	1	5

Enrollment of candidates (regular)	Passed
2400	2199

Pass Percentage
91.58%

Ponda

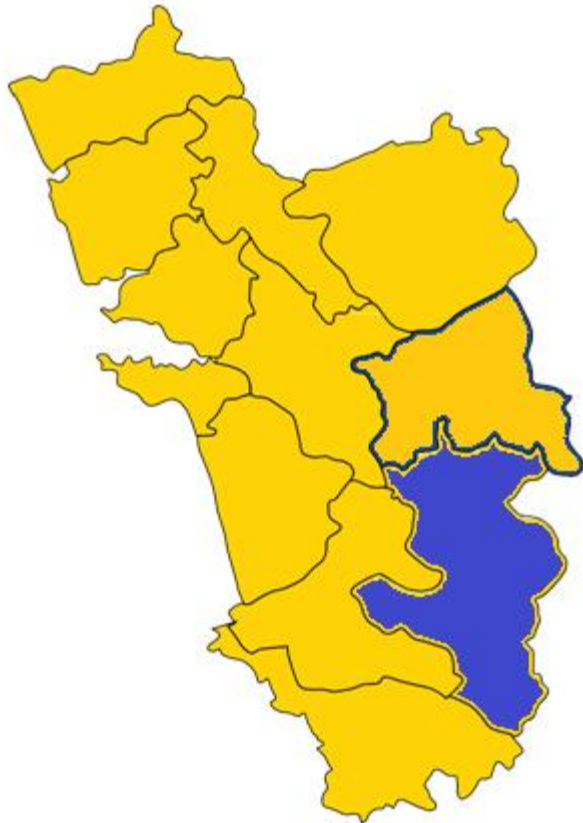


Aided	UnAided	Government
44	2	7

Enrollment of candidates (regular)	Passed
2285	2155

Pass Percentage
94.31%

Sanguem



Aided	UnAided	Government
6	0	6

Enrollment of candidates (regular)	Passed
404	362

Pass Percentage
89.60%

Centrewise Pass Percentage

Centre Name	Appeared	Passed	Pass%
02 - Bicholim	784	747	95.28
03 - Canacona	391	372	95.14
04 - Cuncolim	578	560	96.89
05 - Curchorem	718	632	88.02
06 - Quepem	405	356	87.90
08 - Marcela	601	550	91.51
09 - Margao	1380	1336	96.81
11 - Mangueshi	294	288	97.96
12 - Panaji	975	896	91.90
13 - Harmal	183	170	92.90
14 - Pernem	504	483	95.83
15 - Pilar	361	341	94.46
16 - Ponda	1321	1250	94.63
17 - Sanguem	193	172	89.12
18 - Sanquelim	760	678	89.21
19 - Shiroda	324	292	90.12
20 - Siolim	261	243	93.10

Centrewise Pass Percentage

Centre Name	Appeared	Passed	Pass%
21 - Tisk/ Dharbandoda	416	382	91.83
22 - Valpoi	457	419	91.68
23 - Vasco	1443	1304	90.37
24 - Navelim	1485	1359	91.52
25 - Porvorim	589	521	88.46
26 - Mandrem	235	216	91.91
27 - Calangute	428	348	81.31
28 - Verna	738	666	90.24
31 - Aldona	217	197	90.78
32 - Cujira	777	715	92.02
33 - Paingin	251	238	94.82
34 - Mapusa A	832	769	92.43
35 - Mapusa B	872	836	95.87
36 - Netravali	141	137	97.16
TOTAL	18914	17473	92.38%

STATISTICS OF NSQF SUBJECTS

Number of Candidates Appeared	4198
Number of Candidates Passed	3944
Pass Percentage	93.95%

- **458** Candidates passed the examination taking the benefit of 7th subject.
- **106** Secondary Schools (including **30** aided schools and **76** Government Schools) offered NSQF Subjects for 2024 SSC Examinations

STATISTICS OF PRE-VOCATIONAL SUBJECTS

Number of Students Appeared	291
Number of Candidates Passed	223
Pass Percentage	76.63%

- **24** secondary schools offered pre-vocational subjects for 2024 ssc Examinations (**pre-vocational subjects will be merged with NSQF Subjects from 2024-25 academic year at Class X**)

BENEFIT UNDER SPORTS MERIT MARKS

Number of candidates who availed Sports Merit Marks	6727
Number of candidates who have passed the exam with the help of Sports Merit Marks	263
Overall percentage of candidates passing the examination with the help of sports merit marks	1.51%



SUBJECTS OFFERED UNDER NSQF SCHEME

- 1) Automobile (S-1072)
 - 2) IT / ITeS (S-1073)
 - 3) Retail (S-1075)
 - 4) Beauty & Wellness (S-1078)
 - 5) Apparel (S-1079)
 - 6) Construction (S-1080)
 - 7) Telecommunication (S-1085)
 - 8) Logistics (S-1086)
 - 9) Tourism & Hospitality (S-1089)
 - 10) Agriculture (Solanaaceous crop) (S-1091)
 - 11) Plumbing (S-1092)
 - 12) Electronics (S-1094)
 - 13) Healthcare (Home Health Aide) (1095)
 - 14) **Banking Financial Service & Insurance (S-1096)**
- 

SUBJECT-WISE PASSING PERCENTAGE AND HIGHEST MARKS IN MAJOR SUBJECTS

Sr.No.	Name of the Subject	Pass % 2024	Highest Score
01	English F.L.	90.91%	94
02	Hindi S.L.	90.91%	97
03	Marathi T.L.	90.53%	98
04	Konkani T.L.	90.53%	97
05	Urdu T.L.	88.20%	99
06	Sanskrit T.L.	98.95%	98
07	Arabic T.L.	97.22%	98
08	French T.L.	97.29%	99
09	Portuguese T.L.	98.79%	100
10	Mathematics(level I)(regular)	97.77%	100
11	Mathematics(level II)(basic)	86.43%	100
12	Science	91.05%	100
13	Soc. Science	90.98%	100

PERFORMANCE IN NEW SUBJECTS AT SSC APRIL 2024 EXAM

Subject	No of Schools offering this subject	No of students appeared	No of students passed	Result
Mathematics level 1 (regular)	350	7614	7444	97.77%
Mathematics level 2 (basic)	385	10964	9476	86.43%
Astronomy	22	847	816	96.34%
Fine Arts	6	58	35	60.34%

TALUKAWISE NUMBER OF SCHOOLS WITH CENT PERCENT RESULTS

Taluka	Government schools	Aided schools	Un Aided schools	Total no of Schools
Bardez	1	12	3	16
Bicholim	8	2	0	10
Canacona	4	6	0	10
Dharbandora	1	2	0	3
Kepem	5	4	0	9
Mormugao	0	5	0	5
Pernem	3	12	0	15
Ponda	2	11	0	13
Salcette	1	17	0	18
Sanguem	5	0	0	5
Sattari	7	1	0	8
Tiswadi	3	8	1	12
TOTAL	40 (51%)	80 (25%)	4 (36%)	124 (30%)

Committee to attend queries of Candidates at school level

- Schools to constitute committee of three members which includes atleast one lady member to advise the students/parents for any queries pertaining to results/Verification of marks/etc.
- Counselor if available in the school may also be included to assist the committee members.
- For further assistance schools may contact Assistant Secretary or Secretary or send queries on mail id: goa.board.it.section@gmail.com





ONLINE APPLICATION TO APPLY FOR VERIFIED PHOTOCOPY/RE-EVALUATION OR VERIFICATION OF MARKS IN ABSENTIA FOR SECOND TERM ONLY



- The Portal (gbsmse.in) will be opened for the above from 18/05/2024

The prescribed fees/date schedule is as follows:

Sr.No.	Particulars	Fees	Last date
01	Verified Photocopy of the answer-book	₹. 350/- per subject	20/05/2024
02	Re-evaluation of answer-books	₹. 700/- per subject	27/05/2024
03	Verification of Marks in Absentia	₹. 100/- per subject	27/05/2024




- 
- **Please note:** If candidate applies for Verified Photocopy and/ or Re-evaluation he/she is not permitted to apply for Verification of Marks in Absentia.
 - **Schools are required to pay the fees through PAYMENT GATEWAY provided on the Goa Board Website.**
 - The Head of Institution should categorically inform the candidates that in case of Verified Photocopy, total marks and any unassessed answers will be verified. If unassessed answers are found the same will be sent for revaluation without additional fees.
 - However, candidate may apply for Re-evaluation if desires after obtaining photocopy before the lapse of last date for Re-evaluation.
 - **No candidate will be permitted to apply for Verified Photocopy/ Verification in Absentia/ Re-evaluation of answer-book beyond the dates specified in this Circular.**
- 

- 
- **No result will be handed over to the candidate/s or parents at the distribution centres** even after producing authority letter from the school.
 - **Parents** should not visit this office for any type of discrepancies pertaining to the results.
 - **Private/ITI candidates to collect the marksheets from the Asst Secretary of this office.**
- 



◆ **Supplementary examination will be conducted by the Board for the candidates who are placed :**

- 1) Needs Improvement category (in more than 2 subjects).
- 2) ATKT category (Needs improvement in one or two subjects).
- 3) Or candidates who have withdrawn their Examination form.


- ◆ Candidates who have secured overall ‘ **H** ’ or ‘ **I** ’ Grade in the subject **have to clear that subject** in the forthcoming boards examination.
 - ◆ The tentative date for Supplementary exam is **10th June 2024**
- 

Distribution schedule of SSC April Exam 2024 statement of grades/marks to the schools will be from 21/05/2024 as per following

Schools from Taluka	Place of collection	Timing
Bardez	Dnyanprasarak Vidyalaya, Mapusa Goa	08.30 am
Pernem		
Bicholim	Shri.Shantadurga High School Bhaili Peth , Bicholim-Goa	09.00 am
Sattari		
Canacona	Loyola High School, Margao Goa	09.00 am
Mormugao		
Quepem		
Salcete		
Sanguem		
Ponda	A.J.De Almeida High School, Near Old Bus Stand, Ponda Goa	09.00 am
Tisk/ Dharbandoda		

Schools from Tiswadi Taluka and Porvorim shall collect the statement of Grades/Marks from Goa Board's Office on 21/05/2024 between 09:30 am to 01:00 pm



ONLINE SERVICES OF THE BOARD





ACKNOWLEDGEMENT

Our Sincere Gratitude to

- Dr Pramod Sawant, Hon'ble Chief Minister & Minister for Education, Govt. of Goa, Chief Secretary Govt. of Goa, Secretary (Education), Govt. of Goa.
- Collector of North & South, Govt. of Goa for providing all the support for conduct of exams smoothly.
- Director of Health Services for providing health services through their sub offices across the state.
- Chief Electrical Engineer, Electricity Department for maintaining uninterrupted power supply during the examination.

- 
- Principal Chief Engineer, PWD, Govt. of Goa to assist in the conduct of examination across the state.
 - Director of Panchayat & Directorate of Urban Development(Municipal Administration) for their co-operation in conduct of examination.
 - Managements of all Secondary Schools for providing all the support in conduct of public examination.
 - President of Headmasters Forum, All Headmasters of Secondary Schools, P.T.A's of all Schools/ Teachers/ Examiners/ Conductors/ Observers/Vigilance Committees, Appointed for this task.
 - Management & Headmaster/Headmistress of Loyola High School, Margao & St Britto's High School Mapusa for allowing their school as assessment camp and providing all the assistance during assessment of papers without any hurdles.
- 

- 
- Director General of Police, Superintendent of Police (North and South) for providing police security force through their sub offices all over the state for this task.
 - Director of Education for his co-operation in the entire exercise. Chairman GEDC for his support in providing services of Counselors during the Examination.
 - Electronic and Print media for their support and co-operation for giving wide coverage for the examination related matters.
- 



Goa Board of Secondary and
Higher Secondary Education

**THANK
YOU!**

Bhagirath G. Shetye

CHAIRMAN

Vidhyadatta B. Naik

SECRETARY

Bharat Chopade

Dy. Secretary(IT)

**and
ALL I.T. STAFF**